

Advantages

- Long life according to EUROBAT Classification
- High discharge performance
- 99%+ gas recombination efficiency
- Maximum charge efficiency
- Low self-discharge rate
- Easy installation and handling

Application

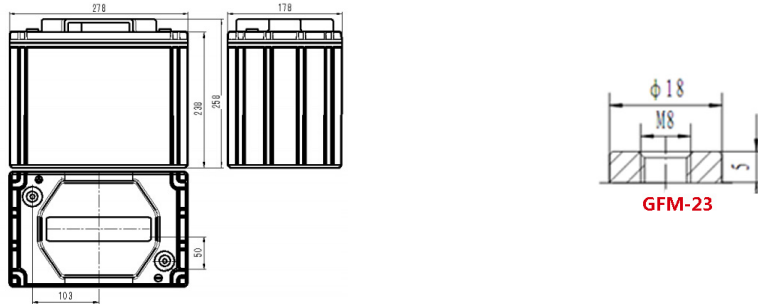
- Telecommunication
- Emergency power
- UPS units
- Electrical Power plants and substation
- Transportation

Standards

- IEC 60896-21/22:2004
- Eurobat guide
- installation compliant with EN50272-2



Drawing



Specification

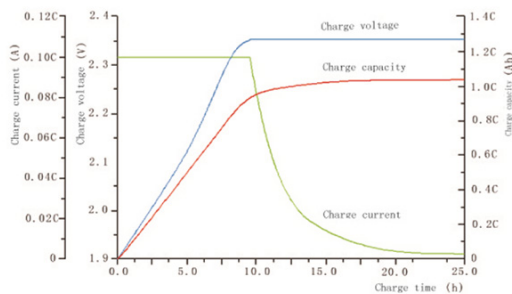
Battery Model	3GFMG-160			
Designed Life(Years)	12			
Capacity(Ah/25°C)	10HR(16A,1.80V)	5HR(27.6A,1.80V)	3HR(41.15A,1.80V)	1HR(98.39A,1.75V)
	160	138	123.45	98.39
Dimensions	Length(mm)	Width(mm)	Height(mm)	Total Height(mm)
	278	178	238	258
Approx.Weight(Kg)	30.6			
Internal Resistance(mΩ)	2.35			
Max. Discharge Current(A/5Sec.)	1200			
Self Discharge(25°C)	<=1% per month			
Charge Voltage(V/25°C)	Cycle use		Float use	
	2.35(-3.5mV/°C),max charge current:32A		2.25(-3.5mV/°C)	

Discharge Data

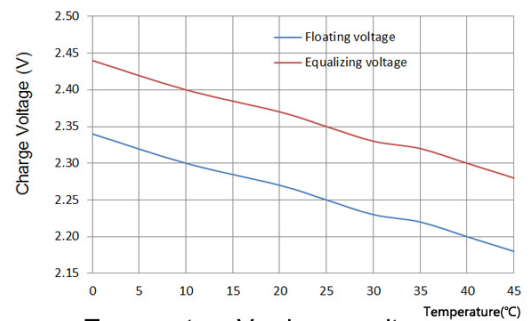
Constant current discharge data(25°C,A)														
Endvoltage (V/cell)	5min	10min	15min	20min	30min	40min	50min	1h	1.5h	2h	3h	5h	8h	10h
1.60	482	390.1	318.2	261.2	187.3	146.0	123.2	107.2	80.00	63.00	44.8	28.8	20.27	16.5
1.65	435	350	295.1	243	181.2	143.0	119.5	104.1	79.00	62.00	43.95	28.44	19.96	16.4
1.67	416.4	338.7	285.3	235.9	178.6	141.0	117.9	102.81	78.00	61.00	43.52	28.37	19.87	16.38
1.70	396.2	326	274.4	136.0	175.3	139.0	115.9	101.1	77.00	60.00	42.91	28.18	19.7	16.3
1.75	361.2	300.2	252.7	213	169.7	136.0	112.6	98.39	74.00	58.00	42.03	27.87	19.44	16.2
1.80	332	277.5	235.6	200.7	163.1	132.0	108.7	95.26	71.00	56.00	41.15	27.6	19.2	16

Constant power discharge data(25°C,W/Cell)														
Endvoltage (V/cell)	5min	10min	15min	20min	30min	40min	50min	1h	1.5h	2h	3h	5h	8h	10h
1.60	806	658	537	450	338.6	280.0	235.0	201.2	156.3	117.9	84.26	56.5	38.16	31.57
1.65	760	624	517.7	434.9	330.1	279.0	233.0	198.7	154.3	116.2	83.2	56.01	38.01	31.47
1.67	734.4	606.8	506.1	427.6	326.7	278.0	231.0	197.3	153.4	115.58	82.89	55.84	38.01	31.49
1.70	705.8	587.2	492.4	418.6	321.9	277.0	230.0	195.2	151.8	114.5	82.24	55.44	37.86	31.39
1.75	654.7	540	458	402.5	312	275.0	227.0	192.4	149.4	112.5	81.38	54.7	37.61	31.29
1.80	591.6	496.4	432.4	386	301	272	223	189	146.7	110.4	80.32	53.8	37.4	31.19

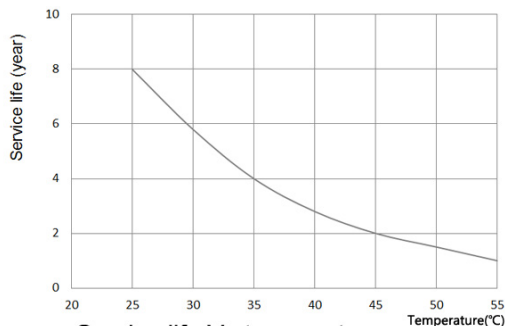
Performance Curve



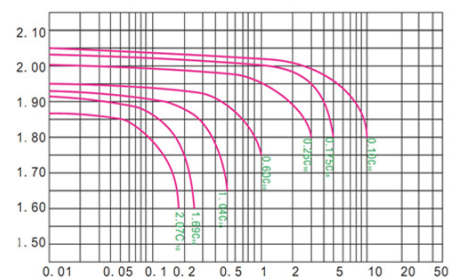
Charge performance



Temperature Vs charge voltage



Service life Vs temperature



Discharge performance

Sacred Sun Power Source Co.,Ltd.

No.1 Shengyang Road, Qufu City, PRC
Website: www.sacredsun.com

Sacred Sun Asia Pacific

10Q,10thFloor, Xinbaohui Building, Nanhai Boulevard,
Nanshan, Shenzhen, PRC.

Sacred Sun Europe SPRL

Paul Dejaerlaan 4b, B 1060 Brussel, Belgium

