

Advantages

- Long life according to EUROBAT Classification
- High discharge performance
- 99%+ gas recombination efficiency
- Maximum charge efficiency
- Low self-discharge rate
- Easy installation and handling

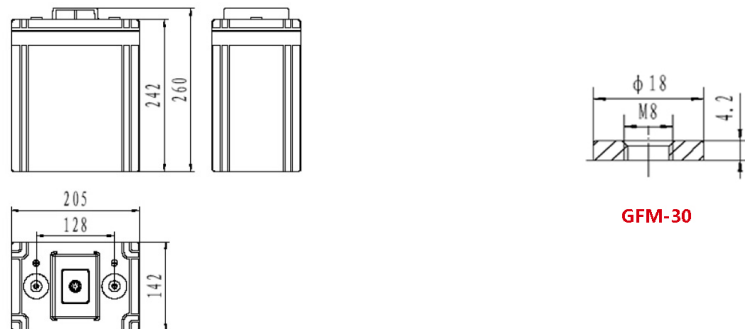
Application

- Telecommunication
- Emergency power
- UPS units
- Electrical Power plants and substation
- Transportation

Standards

- IEC 60896-21/22:2004
- Eurobat guide
- installation compliant with EN50272-2

Drawing



Specification

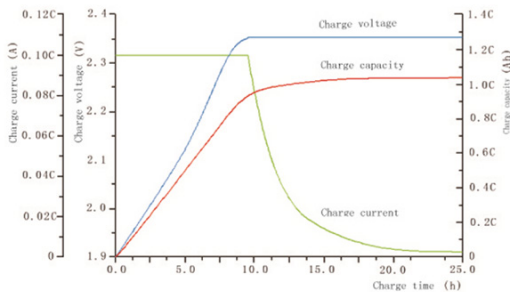
Battery Model	GFMG-275			
Designed Life(Years)	12			
Capacity(Ah/25°C)	10HR(27.5A,1.80V)	5HR(48.2A,1.80V)	3HR(72.4A,1.80V)	1HR(165A,1.75V)
	275	241	217.2	165
Dimensions	Length(mm)	Width(mm)	Height(mm)	Total Height(mm)
	142	205	242	260
Approx.Weight(Kg)	18.1			
Internal Resistance(mΩ)	0.52			
Max. Discharge Current(A/5Sec.)	1500			
Self Discharge(25°C)	≤1% per month			
Charge Voltage(V/25°C)	Cycle use		Float use	
	2.35(-3.5mV/°C),max charge current:55A		2.25(-3.5mV/°C)	

Discharge Data

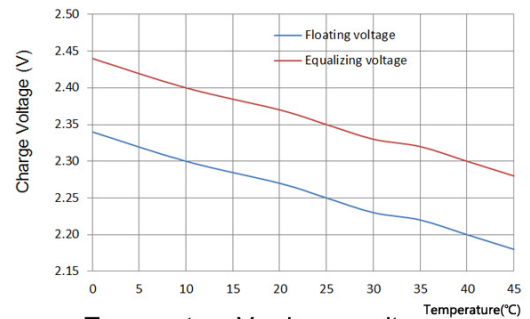
Constant current discharge data(25°C,A)														
Endvoltage (V/cell)	5min	10min	15min	20min	30min	40min	50min	1h	1.5h	2h	3h	5h	8h	10h
1.60	751	571	465	394	303	245	205	175	133	107	76.9	50.5	34.9	28.5
1.65	683	523	430	367	286	234	197	172	130	105	75.8	49.9	34.6	28.2
1.67	654	502	414	355	278	228	193	170	129	105	75.4	49.6	34.5	28.2
1.70	623	480	398	342	269	222	188	167	127	104	74.7	49.4	34.3	28
1.75	545	442	374	326	260	216	184	165	125	102	73.5	48.7	34	27.8
1.80	479	409	353	311	250	209	178	158	121	99.3	72.4	48.2	33.6	27.5

Constant power discharge data(25°C,W/Cell)														
Endvoltage (V/cell)	5min	10min	15min	20min	30min	40min	50min	1h	1.5h	2h	3h	5h	8h	10h
1.60	1094	926	768	669	510	413	353	309	238	195	141	93.4	67.2	54.8
1.65	1005	841	704	617	474	389	335	298	229	188	137	91.8	66.4	53.8
1.67	950	811	682	601	457	379	326	294	226	186	136	91.4	66.1	53.6
1.70	887	770	655	577	442	369	317	289	223	183	134	90.6	65.6	53.3
1.75	795	712	610	537	414	347	303	276	217	178	131	88.9	64.7	52.6
1.80	730	653	559	494	389	328	292	263	210	174	129	87.3	63.9	51.8

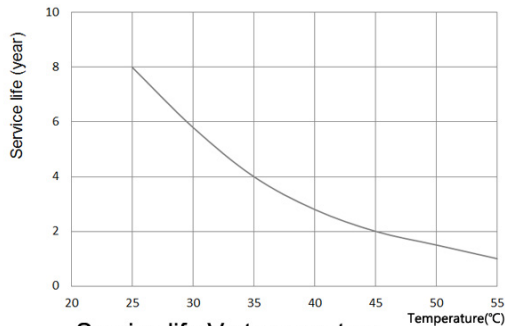
Performance Curve



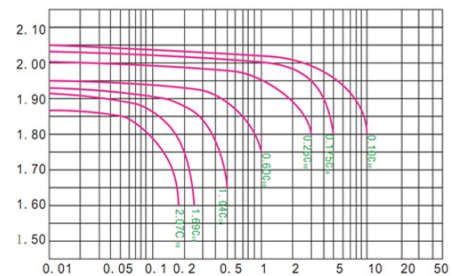
Charge performance



Temperature Vs charge voltage



Service life Vs temperature



Discharge performance

Sacred Sun Power Source Co.,Ltd.

No.1 Shengyang Road, Qufu City, PRC
 Website: www.sacredsun.com

Sacred Sun Asia Pacific

10Q,10thFloor, Xinbaohui Building, Nanhai Boulevard,
 Nanshan, Shenzhen, PRC.

Sacred Sun Europe SPRL

Paul Dejaerlaan 4b, B 1060 Brussel, Belgium

