

Advantages

- Long life according to EUROBAT Classification
- High discharge performance
- 99%+ gas recombination efficiency
- Maximum charge efficiency
- Low self-discharge rate
- Easy installation and handling

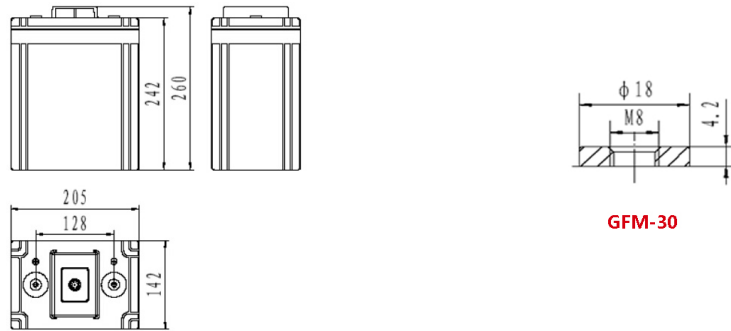
Application

- Telecommunication
- Emergency power
- UPS units
- Electrical Power plants and substation
- Transportation

Standards

- IEC 60896-21/22:2004
- Eurobat guide
- installation compliant with EN50272-2

Drawing



Specification

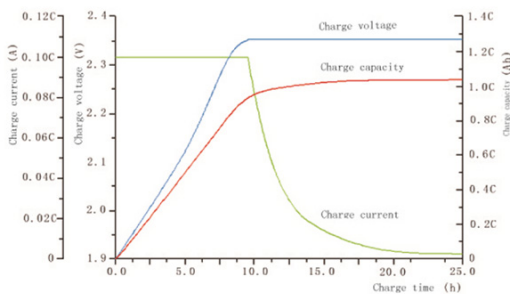
Battery Model	GFMG-300			
Designed Life(Years)	12			
Capacity(Ah/25°C)	10HR(30A,1.80V)	5HR(52.5A,1.80V)	3HR(79A,1.80V)	1HR(180A,1.75V)
	300	262.5	237	180
Dimensions	Length(mm)	Width(mm)	Height(mm)	Total Height(mm)
	142	205	242	260
Approx.Weight(Kg)	18.6			
Internal Resistance(m Ω)	0.48			
Max. Discharge Current(A/5Sec.)	1650			
Self Discharge(25°C)	$\leq 1\%$ per month			
Charge Voltage(V/25°C)	Cycle use		Float use	
	2.35(-3.5mV/°C),max charge current:60A		2.25(-3.5mV/°C)	

Discharge Data

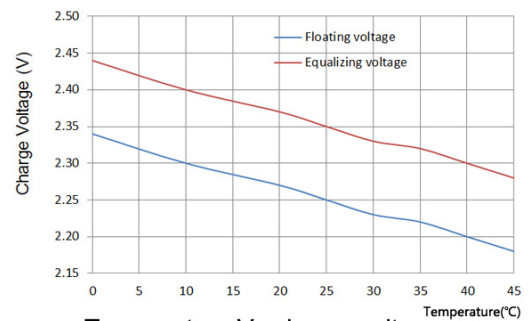
Constant current discharge data(25°C,A)														
Endvoltage (V/cell)	5min	10min	15min	20min	30min	40min	50min	1h	1.5h	2h	3h	5h	8h	10h
1.60	819	623	507	430	330	267	224	191	145	117	83.9	55.1	38.1	31.1
1.65	745	570	469	400	312	255	215	188	142	115	82.7	54.5	37.7	30.8
1.67	713	548	452	387	303	249	210	186	140	114	82.2	54.2	37.7	30.8
1.70	680	524	434	373	294	242	205	183	138	113	81.5	53.9	37.4	30.6
1.75	595	482	408	356	284	236	201	180	136	111	80.2	53.2	37	30.4
1.80	522	446	386	339	273	228	195	173	132	108	79	52.5	36.6	30

Constant power discharge data(25°C,W/Cell)														
Endvoltage (V/cell)	5min	10min	15min	20min	30min	40min	50min	1h	1.5h	2h	3h	5h	8h	10h
1.60	1193	1010	838	730	556	451	385	337	260	213	153	102	73.3	59.7
1.65	1096	917	768	674	517	424	366	325	250	205	149	100	72.4	58.7
1.67	1037	885	744	656	498	413	356	321	246	203	148	100	72.2	58.5
1.70	968	840	714	630	482	403	346	316	243	200	146	98.8	71.6	58.2
1.75	867	777	666	585	452	378	331	301	236	195	143	97	70.6	57.4
1.80	797	713	610	539	424	357	319	287	229	189	140	95.3	69.7	56.5

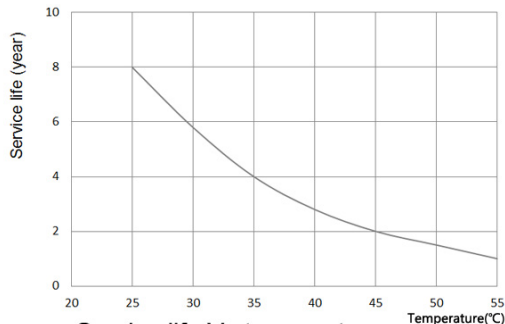
Performance Curve



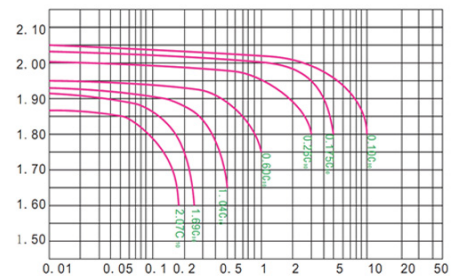
Charge performance



Temperature Vs charge voltage



Service life Vs temperature



Discharge performance

Sacred Sun Power Source Co.,Ltd.

No.1 Shengyang Road, Qufu City, PRC
 Website: www.sacredsun.com

Sacred Sun Asia Pacific

10Q,10thFloor, Xinbaohui Building, Nanhai Boulevard,
 Nanshan, Shenzhen, PRC.

Sacred Sun Europe SPRL

Paul Dejaerlaan 4b, B 1060 Brussel, Belgium

