

Advantages

- Long life according to EUROBAT Classification
- High discharge performance
- 99%+ gas recombination efficiency
- Maximum charge efficiency
- Low self-discharge rate
- Easy installation and handling

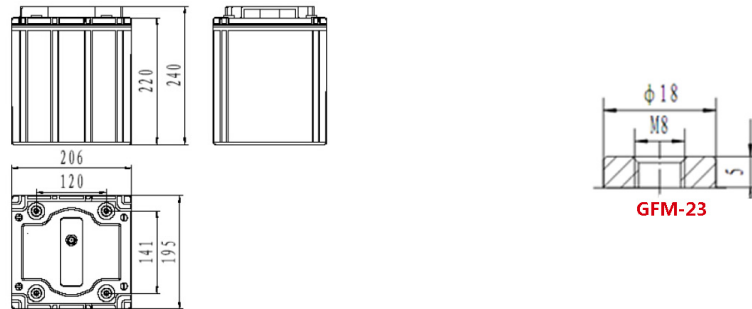
Application

- Telecommunication
- Emergency power
- UPS units
- Electrical Power plants and substation
- Transportation

Standards

- IEC 60896-21/22:2004
- Eurobat guide
- installation compliant with EN50272-2

Drawing



Specification

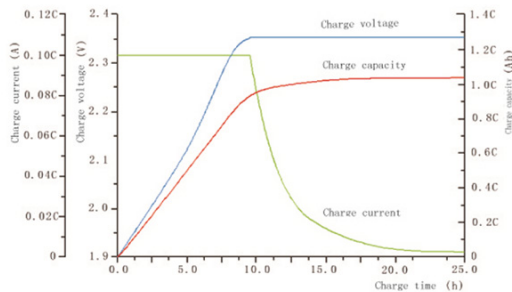
Battery Model	GFMG-320			
Designed Life(Years)	12			
Capacity(Ah/25°C)	10HR(32A,1.80V)	5HR(56A,1.80V)	3HR(84.3A,1.80V)	1HR(192A,1.75V)
	320	280	252.9	192
Dimensions	Length(mm)	Width(mm)	Height(mm)	Total Height(mm)
	195	206	220	240
Approx.Weight(Kg)	22.8			
Internal Resistance(mΩ)	0.47			
Max. Discharge Current(A/5Sec.)	1700			
Self Discharge(25°C)	≤1% per month			
Charge Voltage(V/25°C)	Cycle use		Float use	
	2.35(-3.5mV/°C),max charge current:64A		2.25(-3.5mV/°C)	

Discharge Data

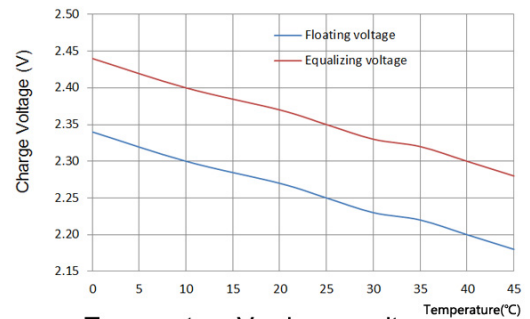
Constant current discharge data(25°C,A)														
Endvoltage (V/cell)	5min	10min	15min	20min	30min	40min	50min	1h	1.5h	2h	3h	5h	8h	10h
1.60	874	664	541	459	352	285	239	204	155	125	89.5	58.8	40.7	33.1
1.65	794	609	500	427	332	272	229	201	151	123	88.2	58.1	40.3	32.9
1.67	761	584	482	413	323	265	224	198	150	122	87.7	57.8	40.2	32.8
1.70	725	558	463	398	313	258	219	195	148	120	87	57.4	39.9	32.6
1.75	634	514	436	379	303	251	214	192	145	118	85.6	56.7	39.5	32.4
1.80	557	476	411	362	291	243	208	184	141	116	84.3	56	39.1	32

Constant power discharge data(25°C,W/Cell)														
Endvoltage (V/cell)	5min	10min	15min	20min	30min	40min	50min	1h	1.5h	2h	3h	5h	8h	10h
1.60	1273	1077	894	779	593	481	411	359	277	227	164	109	78.2	63.7
1.65	1169	978	819	718	551	453	390	347	266	219	159	107	77.3	62.6
1.67	1106	944	794	699	531	441	380	342	263	216	158	106	77	62.4
1.70	1032	896	762	672	514	429	369	337	260	213	156	105	76.3	62
1.75	925	829	710	625	482	403	353	321	252	208	153	103	75.3	61.2
1.80	850	760	651	575	452	381	340	306	245	202	150	102	74.3	60.3

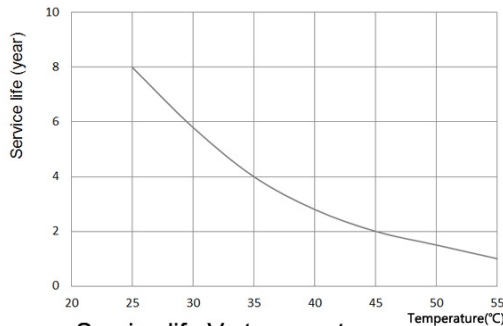
Performance Curve



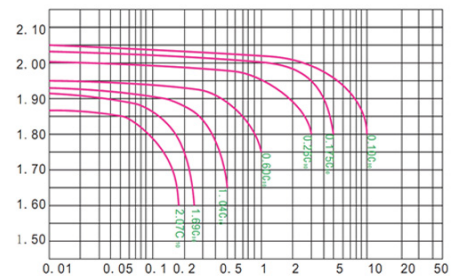
Charge performance



Temperature Vs charge voltage



Service life Vs temperature



Discharge performance

Sacred Sun Power Source Co.,Ltd.

No.1 Shengyang Road, Qufu City, PRC
 Website: www.sacredsun.com

Sacred Sun Asia Pacific

10Q,10thFloor, Xinbaohui Building, Nanhai Boulevard,
 Nanshan, Shenzhen, PRC.

Sacred Sun Europe SPRL

Paul Dejaerlaan 4b, B 1060 Brussel, Belgium

