

Advantages

- Long life according to EUROBAT Classification
- High discharge performance
- 99%+ gas recombination efficiency
- Maximum charge efficiency
- Low self-discharge rate
- Easy installation and handling

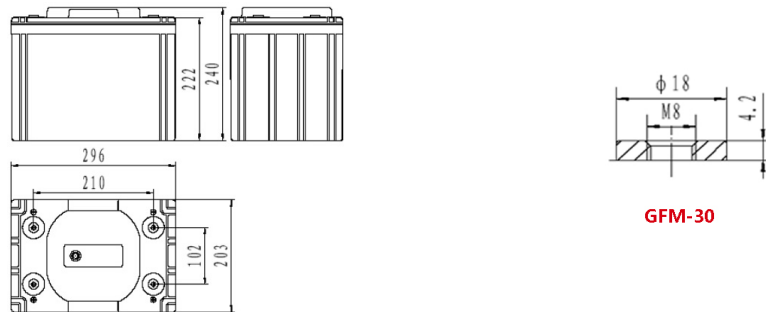
Application

- Telecommunication
- Emergency power
- UPS units
- Electrical Power plants and substation
- Transportation

Standards

- IEC 60896-21/22:2004
- Eurobat guide
- installation compliant with EN50272-2

Drawing



Specification

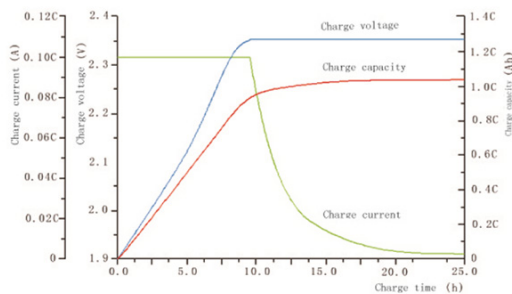
| Battery Model | GFMG-515 | | | |
|---------------------------------|---|-------------------|------------------|------------------|
| Designed Life(Years) | 12 | | | |
| Capacity(Ah/25°C) | 10HR(51.5A, 1.80V) | 5HR(90.2A, 1.80V) | 3HR(136A, 1.80V) | 1HR(309A, 1.75V) |
| | 515 | 451 | 408 | 309 |
| Dimensions | Length(mm) | Width(mm) | Height(mm) | Total Height(mm) |
| | 296 | 203 | 222 | 240 |
| Approx.Weight(Kg) | 34.7 | | | |
| Internal Resistance(mΩ) | 0.38 | | | |
| Max. Discharge Current(A/5Sec.) | 2800 | | | |
| Self Discharge(25°C) | <=1% per month | | | |
| Charge Voltage(V/25°C) | Cycle use | | Float use | |
| | 2.35(-3.5mV/°C),max charge current:103A | | 2.25(-3.5mV/°C) | |

Discharge Data

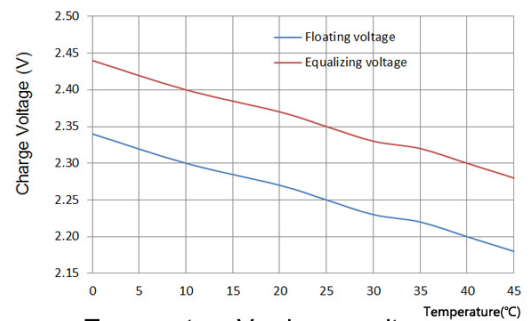
| Constant current discharge data(25°C,A) | | | | | | | | | | | | | | |
|---|------|-------|-------|-------|-------|-------|-------|-----|------|-----|-----|------|------|------|
| Endvoltage (V/cell) | 5min | 10min | 15min | 20min | 30min | 40min | 50min | 1h | 1.5h | 2h | 3h | 5h | 8h | 10h |
| 1.60 | 1406 | 1069 | 871 | 738 | 567 | 459 | 384 | 329 | 250 | 201 | 144 | 94.6 | 65.4 | 53.3 |
| 1.65 | 1278 | 979 | 805 | 688 | 535 | 437 | 368 | 323 | 244 | 198 | 142 | 93.5 | 64.8 | 52.9 |
| 1.67 | 1224 | 940 | 776 | 665 | 520 | 427 | 361 | 319 | 241 | 196 | 141 | 93 | 64.6 | 52.8 |
| 1.70 | 1167 | 899 | 745 | 641 | 504 | 416 | 353 | 313 | 238 | 194 | 140 | 92.5 | 64.2 | 52.4 |
| 1.75 | 1021 | 828 | 701 | 611 | 487 | 405 | 345 | 309 | 234 | 190 | 138 | 91.3 | 63.6 | 52.1 |
| 1.80 | 896 | 766 | 662 | 582 | 469 | 391 | 334 | 297 | 227 | 186 | 136 | 90.2 | 62.9 | 51.5 |

| Constant power discharge data(25°C,W/Cell) | | | | | | | | | | | | | | |
|--|------|-------|-------|-------|-------|-------|-------|-----|------|-----|-----|-----|-----|------|
| Endvoltage (V/cell) | 5min | 10min | 15min | 20min | 30min | 40min | 50min | 1h | 1.5h | 2h | 3h | 5h | 8h | 10h |
| 1.60 | 2049 | 1734 | 1439 | 1254 | 955 | 774 | 661 | 578 | 446 | 365 | 263 | 175 | 126 | 103 |
| 1.65 | 1882 | 1574 | 1319 | 1156 | 887 | 729 | 628 | 558 | 429 | 352 | 256 | 172 | 124 | 101 |
| 1.67 | 1779 | 1519 | 1277 | 1125 | 855 | 710 | 611 | 551 | 423 | 348 | 254 | 171 | 124 | 100 |
| 1.70 | 1661 | 1442 | 1226 | 1081 | 828 | 691 | 594 | 542 | 418 | 343 | 251 | 170 | 123 | 99.8 |
| 1.75 | 1488 | 1334 | 1143 | 1005 | 776 | 649 | 568 | 516 | 406 | 334 | 246 | 166 | 121 | 98.5 |
| 1.80 | 1368 | 1224 | 1047 | 926 | 728 | 613 | 547 | 493 | 394 | 325 | 241 | 164 | 120 | 97 |

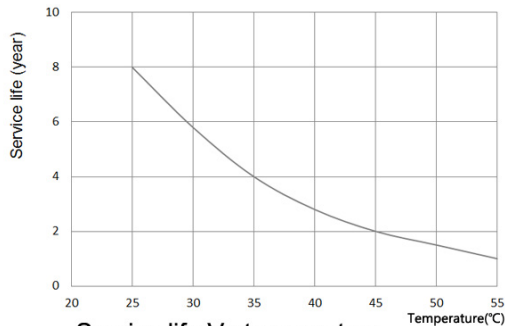
Performance Curve



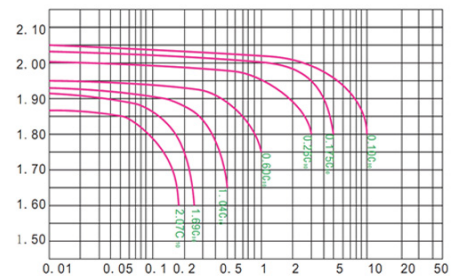
Charge performance



Temperature Vs charge voltage



Service life Vs temperature



Discharge performance

Sacred Sun Power Source Co.,Ltd.

No.1 Shengyang Road, Qufu City, PRC
 Website: www.sacredsun.com

Sacred Sun Asia Pacific

10Q,10thFloor, Xinbaohui Building, Nanhai Boulevard,
 Nanshan, Shenzhen, PRC.

Sacred Sun Europe SPRL

Paul Dejaerlaan 4b, B 1060 Brussel, Belgium

