

Advantages

- Long life according to EUROBAT Classification
- High discharge performance
- 99%+ gas recombination efficiency
- Maximum charge efficiency
- Low self-discharge rate
- Easy installation and handling

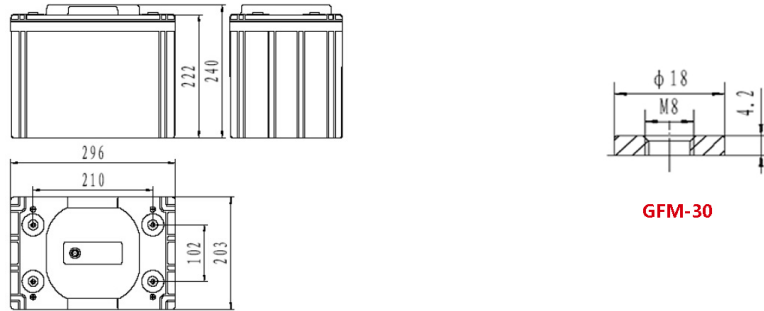
Application

- Telecommunication
- Emergency power
- UPS units
- Electrical Power plants and substation
- Transportation

Standards

- IEC 60896-21/22:2004
- Eurobat guide
- installation compliant with EN50272-2

Drawing



Specification

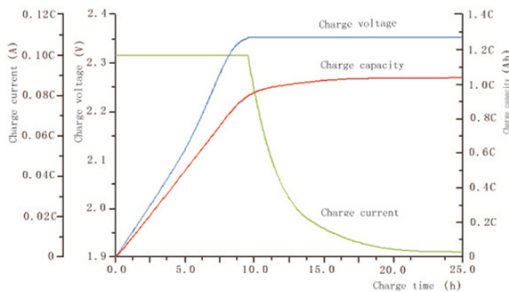
Battery Model	GFMG-560			
Designed Life(Years)	12			
Capacity(Ah/25°C)	10HR(56A,1.80V)	5HR(98.1A,1.80V)	3HR(147A,1.80V)	1HR(336A,1.75V)
	560	490.5	441	336
Dimensions	Length(mm)	Width(mm)	Height(mm)	Total Height(mm)
	296	203	222	240
Approx.Weight(Kg)	36.1			
Internal Resistance(mΩ)	0.36			
Max. Discharge Current(A/5Sec.)	3000			
Self Discharge(25°C)	<=1% per month			
Charge Voltage(V/25°C)	Cycle use		Float use	
	2.35(-3.5mV/°C),max charge current:112A		2.25(-3.5mV/°C)	

Discharge Data

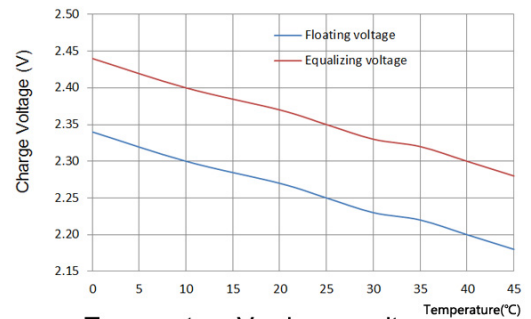
Constant current discharge data(25°C,A)														
Endvoltage (V/cell)	5min	10min	15min	20min	30min	40min	50min	1h	1.5h	2h	3h	5h	8h	10h
1.60	1529	1163	947	802	616	499	418	357	272	218	157	103	71.2	58
1.65	1390	1065	875	748	582	476	401	351	265	215	154	102	70.5	57.5
1.67	1331	1023	844	723	566	465	393	347	262	213	153	101	70.3	57.4
1.70	1269	977	810	696	548	452	384	341	258	211	152	101	69.8	57
1.75	1110	900	762	664	530	440	375	336	254	207	150	99.2	69.2	56.7
1.80	975	833	720	633	510	425	363	323	247	202	147	98.1	68.4	56

Constant power discharge data(25°C,W/Cell)														
Endvoltage (V/cell)	5min	10min	15min	20min	30min	40min	50min	1h	1.5h	2h	3h	5h	8h	10h
1.60	2228	1885	1565	1363	1038	841	719	628	485	397	286	190	137	112
1.65	2046	1712	1434	1257	964	792	683	607	466	383	279	187	135	110
1.67	1935	1652	1389	1224	930	772	665	599	460	378	276	186	135	109
1.70	1806	1568	1333	1176	900	751	646	589	454	373	273	184	134	109
1.75	1618	1450	1243	1093	844	706	617	562	441	363	267	181	132	107
1.80	1487	1331	1139	1007	791	667	595	536	428	354	262	178	130	105

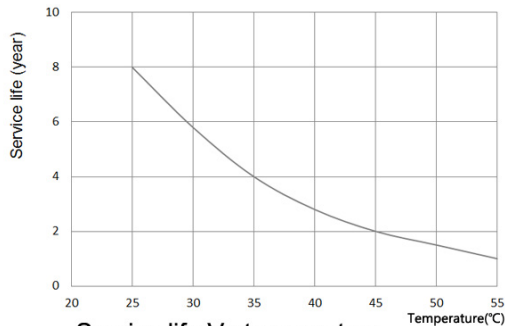
Performance Curve



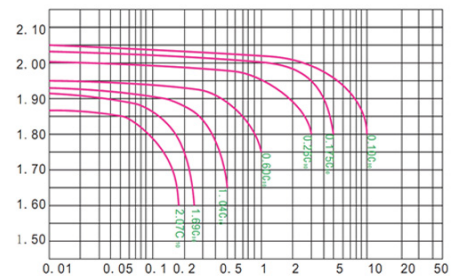
Charge performance



Temperature Vs charge voltage



Service life Vs temperature



Discharge performance

Sacred Sun Power Source Co.,Ltd.

No.1 Shengyang Road, Qufu City, PRC
 Website: www.sacredsun.com

Sacred Sun Asia Pacific

10Q,10thFloor, Xinbaohui Building, Nanhai Boulevard,
 Nanshan, Shenzhen, PRC.

Sacred Sun Europe SPRL

Paul Dejaerlaan 4b, B 1060 Brussel, Belgium

